










DEVICE TYPE: 40V Schottky Barrier Diode(High ESD)

CHIP LAY-OUT	CHIP INFO	DIMENSION / DATA		
<div style="display: flex; justify-content: space-around;"> <div style="text-align: center;"> <p>Single die</p>  </div> <div style="text-align: center;"> <p>Dual die</p>  </div> </div> <div style="text-align: center; margin-top: 20px;"> <p>TOP VIEW</p>  </div> <div style="text-align: center; margin-top: 20px;"> <p>SIDE VIEW</p>  </div>	V_{RWM}	40V		
	I_{FAV}	1A~120A		
	T_{JMAX}	125~175°C		
	WAFER SIZE	150 ± 0.3 mm		
	CHIP SIZE	28mil~300mil		
	CHIP THICKNESS	6~11 mils		
	SCRIBE LINE WIDTH	4 mils		
	METALLIZATION			
	- Top Metal		>70mil	≤70mil
	Ag	36000Å	48000Å	
	Au	6500Å		
	Al	73000Å		
	- Back Metal		>70mil	≤70mil
	Ag	11000Å	17000Å	
Au	4000Å			
ESD Capability	Minimum Electro-Static Discharge resistance to voltage			
	JEDEC Standard	>8	kv	
	IEC-61000-4-2 Standard	>8		
Delivery	Wafer (6 inch) 	Dies with tape 	Dies in bottle (≤70mil) 	

YIELD CUT-OFF: 95%

WAFER MANUFACTURER: Li-ON Microelectronics

LOCATION: Hangzhou, China

Update:2016-5-9



DEVICE TYPE: 40V Schottky Barrier Diode(High ESD)

ELECTRICAL RATINGS & CHARACTERISTICS <small>T_J>125°C(T_A = 25°C, UNLESS OTHERWISE NOTED)</small>								
SYMBOL	CHIP SIZE (mil)	CONTACT SIZE(mil)	I _{FAV} (A)	Device	RS(A)	IFSM(A)	V _{FMAX} (V)	I _{RMAX} (uA)
Single die	24.4	18.1*18.1	1	S4408A	1	20	0.57	50
	28	20*20	1	S4131A	1	25	0.55	50
	32	24*24	1	S4068A	1	30	0.52	50
	35	27*27	1	S4192A	1	35	0.49	50
	40	32*32	2	S4087A	1	40	0.54	50
	45	37*37	2	S4102A	1	50	0.49	50
	50	42*42	3	S4101A	2	60	0.52	50
	53	43.5*43.5	3	S4098A	2	80	0.49	80
	60	51.5*51.5	3	S4106A	2	100	0.47	100
	63	54*54	5		2	120		
	70	61*61	5	S5357A	2	150	0.49	100
	78	69*69	8	S4079A	2	180	0.52	200
	88	79*79	10	S4324A	2	200	0.51	300
	98	89.2*89.2	15	S4071A	2	250	0.54	300
	105	96.2*96.2	15	S4074A	2	275	0.51	350
	120	111.2*111.2	15		3	275		
	130	120.8*120.8	20		3	275		
	150	141.7*141.7	30		3	275		
	175	166.7*166.7	40		3	275		
	200	190.5*190.5	50		3	275		
250	237*237	80		3	275			
275	266.7*266.7	100		3	275			
300	287*287	120		3	275			
Dual die	86	36.15*78*2	2*5		2	120		
	97	40.65*88*2	2*5		2	150		
	102	44.25*94*2	2*10	S4132A	2	160	0.58	150
	112	48.25*103*2	2*10		2	180		
	122	54.25*114*2	2*10		2	200		
	141	63.25*132.5*2	2*15		3	250		
	170	77.25*161*2	2*20		3	275		



DEVICE TYPE: 40V Schottky Barrier Diode(High ESD)

ELECTRICAL RATINGS & CHARACTERISTICS $T_J > 150^\circ\text{C}$ ($T_A = 25^\circ\text{C}$, UNLESS OTHERWISE NOTED)								
SYMBOL	CHIP SIZE (mil)	CONTACT SIZE(mil)	I_{FAV} (A)	Device	RS(A)	IFSM(A)	V_{FMAX} (V)	I_{RMAX} (uA)
Single die	24.4	18.1*18.1	1		1	20		
	28	20*20	1		1	25		
	32	24*24	1	S1068A	1	30	0.54	25
	35	27*27	1	S1192A	1	35	0.52	30
	40	32*32	2	S1087A	1	40	0.58	50
	45	37*37	2	S1102A	1	50	0.52	50
	50	42*42	3	S1101A	2	60	0.54	50
	53	43.5*43.5	3	S1098A	2	80	0.52	50
	60	51.5*51.5	3	S1106A	2	100	0.51	50
	63	54*54	5		2	120		
	70	61*61	5	S1107A	2	150	0.52	50
	78	69*69	8	S1079A	2	180	0.56	80
	88	79*79	10	S1062A	2	200	0.56	80
	98	89.2*89.2	15	S1071A	2	250	0.6	100
	105	96.2*96.2	15	S1074A	2	275	0.56	100
	120	111.2*111.2	15	S1075A	3	275	0.54	100
	130	120.8*120.8	20	S1026A	3	275	0.54	100
	150	141.7*141.7	30	S1077A	3	275	0.56	200
	175	166.7*166.7	40		3	275		
	200	190.5*190.5	50	S1391A	3	275	0.54	300
250	237*237	80	S1063A	3	275	0.54	300	
275	266.7*266.7	100		3	275			
300	287*287	120		3	275			
Dual die	86	36.15*78*2	2*5	S1164A	2	120	0.58	50
	97	40.65*88*2	2*5	S1156A	2	150	0.55	50
	102	44.25*94*2	2*10	S1132A	2	160	0.64	50
	112	48.25*103*2	2*10	S1170A	2	180	0.62	100
	122	54.25*114*2	2*10	S1212A	2	200	0.58	100
	141	63.25*132.5*2	2*15	S1083A	3	250	0.6	100
	170	77.25*161*2	2*20	S1322A	3	275	0.58	100



DEVICE TYPE: 40V Schottky Barrier Diode(High ESD)

ELECTRICAL RATINGS & CHARACTERISTICS $T_J > 175^\circ\text{C}$ ($T_A = 25^\circ\text{C}$, UNLESS OTHERWISE NOTED)								
SYMBOL	CHIP SIZE (mil)	CONTACT SIZE(mil)	I_{FAV} (A)	Device	RS(A)	IFSM(A)	V_{FMAX} (V)	I_{RMAX} (uA)
Single die	24.4	18.1*18.1	1		1	20		
	28	20*20	1		1	25		
	32	24*24	1	S2068A	1	30	0.62	10
	35	27*27	1		1	35		
	40	32*32	2	S2087A	1	40	0.64	10
	45	37*37	2	S2235A	1	50	0.6	10
	50	42*42	3		2	60		
	53	43.5*43.5	3		2	80		
	60	51.5*51.5	3	S2100A	2	100	0.56	10
	63	54*54	5		2	120		
	70	61*61	5	S2027A	2	150	0.6	10
	78	69*69	8	S2079A	2	180	0.64	10
	88	79*79	10	S2062A	2	200	0.62	10
	98	89.2*89.2	15	S2071A	2	250	0.64	15
	105	96.2*96.2	15	S2074A	2	275	0.63	15
	120	111.2*111.2	15	S2075A	3	275	0.61	15
	130	120.8*120.8	20		3	275		
	150	141.7*141.7	30		3	275		
	175	166.7*166.7	40	S2139A	3	275	0.65	30
	200	190.5*190.5	50		3	275		
250	237*237	80		3	275			
275	266.7*266.7	100	S2295A	3	275	0.65	50	
300	287*287	120	S2297A	3	275	0.65	50	
Dual die	86	36.15*78*2	2*5	S2268A	2	120	0.64	10
	97	40.65*88*2	2*5		2	150		
	102	44.25*94*2	2*10	S2132A	2	160	0.7	10
	112	48.25*103*2	2*10		2	180		
	122	54.25*114*2	2*10	S2212A	2	200	0.65	15
	141	63.25*132.5*2	2*15		3	250		
	170	77.25*161*2	2*20		3	275		